

Material Safety Data Sheet Cover-Sheet – This page provides additional New Zealand specific information for this product and must be read in conjunction with the Safety Data Sheet (SDS) attached

Product Name: Adhesive

Manufacturer: Coltene Whaledent AG

SDS Expiry: 16 May 2028

Supplier Details: Henry Schein New Zealand
243-249 Bush Road, Rosedale, Auckland, 0632
PO Box 101 140, North Shore, Auckland 0745
Ph. 0800 808 855
www.henryschein.co.nz

Emergency Contacts: Poisons/Hazardous Chemical Info Centre –
0800POISON/0800764766 (24 Hours)
Phone 111 for Fire, Ambulance or Police

HSNO Class/Category: 3 / 9

HSNO Group Standard: Dental Products Flammable Group Standard 2020 HSR002556

Statements/Pictograms: As per attached Safety Data Sheet (SDS)

Date Prepared: This coversheet was prepared – October 2023

This SDS coversheet has been produced by Henry Schein NZ and has been prepared in accordance with NZ EPA advice on making overseas SDS compliant to HSNO Act. The above information is based on the present state of our knowledge of the product at the time of publication. It is given in good faith, no warranty is implied with respect to the quality or the specifications of the product. Users must satisfy that the product is entirely suitable for their purpose. The SDS and this coversheet may be revised from time to time, please ensure you have a current copy.

Adhesive

Coltene/Whaledent AG

Version No: 2.2

Safety Data Sheet according to the Health and Safety at Work (Hazardous Substances) Regulations 2017

Issue Date: 16/05/2023

Print Date: 23/08/2023

L.GHS.NZL.EN

SECTION 1 Identification of the substance / mixture and of the company / undertaking

Product Identifier

Product name	Adhesive
Synonyms	Not Available
Proper shipping name	ADHESIVES containing flammable liquid
Chemical formula	Not Applicable
Other means of identification	UFI:3Q6D-R0C5-900K-NGR0

Relevant identified uses of the substance or mixture and uses advised against

Relevant identified uses	Medical device, for dental use only
--------------------------	-------------------------------------

Details of the manufacturer or supplier of the safety data sheet

Registered company name	Coltene/Whaledent AG
Address	Feldwiesenstrasse 20 Altstätten CH-9450 Switzerland
Telephone	+41 (71) 75 75 300
Fax	+41 (71) 75 75 301
Website	www.coltene.com
Email	msds@coltene.com

Emergency telephone number

Association / Organisation	CHEMWATCH EMERGENCY RESPONSE (24/7)
Emergency telephone numbers	+64 800 700 112
Other emergency telephone numbers	+61 3 9573 3188



Once connected and if the message is not in your preferred language then please dial 01

SECTION 2 Hazards identification

Classification of the substance or mixture

Classification [1]	Hazardous to the Aquatic Environment Long-Term Hazard Category 2, Hazardous to the Aquatic Environment Acute Hazard Category 1, Flammable Liquids Category 2
Legend:	1. Classified by Chemwatch; 2. Classification drawn from CCID EPA NZ; 3. Classification drawn from Regulation (EU) No 1272/2008 - Annex VI
Determined by Chemwatch using GHS/HSNO criteria	3.1B, 9.1A, 9.1B

Label elements

Hazard pictogram(s)	 
---------------------	---

Adhesive

Signal word	Danger
-------------	--------

Hazard statement(s)

H411	Toxic to aquatic life with long lasting effects.
H400	Very toxic to aquatic life.
H225	Highly flammable liquid and vapour.

Precautionary statement(s) Prevention

P210	Keep away from heat, hot surfaces, sparks, open flames and other ignition sources. No smoking.
P233	Keep container tightly closed.
P240	Ground and bond container and receiving equipment.
P241	Use explosion-proof electrical/ventilating/lighting/intrinsically safe equipment.
P242	Use non-sparking tools.
P243	Take action to prevent static discharges.
P273	Avoid release to the environment.
P280	Wear protective gloves and protective clothing.

Precautionary statement(s) Response

P370+P378	In case of fire: Use alcohol resistant foam or normal protein foam to extinguish.
P391	Collect spillage.
P303+P361+P353	IF ON SKIN (or hair): Take off immediately all contaminated clothing. Rinse skin with water [or shower].

Precautionary statement(s) Storage

P403+P235	Store in a well-ventilated place. Keep cool.
-----------	--

Precautionary statement(s) Disposal

P501	Dispose of contents/container to authorised hazardous or special waste collection point in accordance with any local regulation.
------	--

SECTION 3 Composition / information on ingredients

Substances

See section below for composition of Mixtures

Mixtures

CAS No	%[weight]	Name
107-46-0	55-95	hexamethyldisiloxane

Legend: 1. Classified by Chemwatch; 2. Classification drawn from CCID EPA NZ; 3. Classification drawn from Regulation (EU) No 1272/2008 - Annex VI; 4. Classification drawn from C&L; * EU IOELVs available

SECTION 4 First aid measures

Description of first aid measures

Eye Contact	<p>If this product comes in contact with eyes:</p> <ul style="list-style-type: none"> ▶ Wash out immediately with water. ▶ If irritation continues, seek medical attention. ▶ Removal of contact lenses after an eye injury should only be undertaken by skilled personnel.
Skin Contact	<p>If skin or hair contact occurs:</p> <ul style="list-style-type: none"> ▶ Flush skin and hair with running water (and soap if available). ▶ Seek medical attention in event of irritation.
Inhalation	<ul style="list-style-type: none"> ▶ If fumes, aerosols or combustion products are inhaled remove from contaminated area. ▶ Other measures are usually unnecessary.
Ingestion	<ul style="list-style-type: none"> ▶ Immediately give a glass of water. ▶ First aid is not generally required. If in doubt, contact a Poisons Information Centre or a doctor.

Indication of any immediate medical attention and special treatment needed

Continued...

Adhesive

Treat symptomatically.

SECTION 5 Firefighting measures

Extinguishing media

- Foam.
- Dry chemical powder.
- BCF (where regulations permit).
- Carbon dioxide.
- Water spray or fog - Large fires only.

Special hazards arising from the substrate or mixture

Fire Incompatibility	<ul style="list-style-type: none"> ▸ Avoid contamination with oxidising agents i.e. nitrates, oxidising acids, chlorine bleaches, pool chlorine etc. as ignition may result
-----------------------------	--

Advice for firefighters

Fire Fighting	<ul style="list-style-type: none"> ▸ Alert Fire Brigade and tell them location and nature of hazard. ▸ May be violently or explosively reactive. ▸ Wear breathing apparatus plus protective gloves in the event of a fire. ▸ Prevent, by any means available, spillage from entering drains or water course. ▸ Consider evacuation (or protect in place). ▸ Fight fire from a safe distance, with adequate cover. ▸ If safe, switch off electrical equipment until vapour fire hazard removed. ▸ Use water delivered as a fine spray to control the fire and cool adjacent area. ▸ Avoid spraying water onto liquid pools. ▸ Do not approach containers suspected to be hot. ▸ Cool fire exposed containers with water spray from a protected location. ▸ If safe to do so, remove containers from path of fire.
Fire/Explosion Hazard	<ul style="list-style-type: none"> ▸ Liquid and vapour are highly flammable. ▸ Severe fire hazard when exposed to heat, flame and/or oxidisers. ▸ Vapour may travel a considerable distance to source of ignition. ▸ Heating may cause expansion or decomposition leading to violent rupture of containers. ▸ On combustion, may emit toxic fumes of carbon monoxide (CO). <p>Combustion products include:</p> <ul style="list-style-type: none"> , carbon dioxide (CO₂) , formaldehyde , silicon dioxide (SiO₂) , other pyrolysis products typical of burning organic material. <p>CARE: Water in contact with hot liquid may cause foaming and a steam explosion with wide scattering of hot oil and possible severe burns. Foaming may cause overflow of containers and may result in possible fire.</p>

SECTION 6 Accidental release measures

Personal precautions, protective equipment and emergency procedures

See section 8

Environmental precautions

See section 12

Methods and material for containment and cleaning up

Minor Spills	<ul style="list-style-type: none"> ▸ Remove all ignition sources. ▸ Clean up all spills immediately. ▸ Avoid breathing vapours and contact with skin and eyes. ▸ Control personal contact with the substance, by using protective equipment. ▸ Contain and absorb small quantities with vermiculite or other absorbent material. ▸ Wipe up. ▸ Collect residues in a flammable waste container.
Major Spills	<ul style="list-style-type: none"> ▸ Silicone fluids, even in small quantities, may present a slip hazard. ▸ It may be necessary to rope off area and place warning signs around perimeter. ▸ Clean up area from spill, with suitable absorbant, as soon as practically possible. ▸ Final cleaning may require use of steam, solvents or detergents.

Continued...

Adhesive

- ▶ Clear area of personnel and move upwind.
- ▶ Alert Fire Brigade and tell them location and nature of hazard.
- ▶ May be violently or explosively reactive.
- ▶ Wear breathing apparatus plus protective gloves.
- ▶ Prevent, by any means available, spillage from entering drains or water course.
- ▶ Consider evacuation (or protect in place).
- ▶ No smoking, naked lights or ignition sources.
- ▶ Increase ventilation.
- ▶ Stop leak if safe to do so.
- ▶ Water spray or fog may be used to disperse /absorb vapour.
- ▶ Contain spill with sand, earth or vermiculite.
- ▶ Use only spark-free shovels and explosion proof equipment.
- ▶ Collect recoverable product into labelled containers for recycling.
- ▶ Absorb remaining product with sand, earth or vermiculite.
- ▶ Collect solid residues and seal in labelled drums for disposal.
- ▶ Wash area and prevent runoff into drains.
- ▶ If contamination of drains or waterways occurs, advise emergency services.

Personal Protective Equipment advice is contained in Section 8 of the SDS.

SECTION 7 Handling and storage

Precautions for safe handling

Safe handling	<ul style="list-style-type: none"> ▶ Wear protective clothing when risk of exposure occurs. ▶ Use in a well-ventilated area. ▶ Prevent concentration in hollows and sumps. ▶ Avoid smoking, naked lights, heat or ignition sources. ▶ When handling, DO NOT eat, drink or smoke. ▶ Vapour may ignite on pumping or pouring due to static electricity. ▶ DO NOT use plastic buckets. ▶ Earth and secure metal containers when dispensing or pouring product. ▶ Use spark-free tools when handling. ▶ Avoid contact with incompatible materials. ▶ Keep containers securely sealed. ▶ Avoid physical damage to containers. ▶ Always wash hands with soap and water after handling. ▶ Work clothes should be laundered separately. ▶ Use good occupational work practice. ▶ Observe manufacturer's storage and handling recommendations contained within this SDS. ▶ Atmosphere should be regularly checked against established exposure standards to ensure safe working conditions.
Other information	<ul style="list-style-type: none"> ▶ Store in original containers in approved flame-proof area. ▶ No smoking, naked lights, heat or ignition sources. ▶ DO NOT store in pits, depression, basement or areas where vapours may be trapped. ▶ Keep containers securely sealed. ▶ Store away from incompatible materials in a cool, dry well ventilated area. ▶ Protect containers against physical damage and check regularly for leaks. ▶ Observe manufacturer's storage and handling recommendations contained within this MSDS. ▶ Tank storage: Tanks must be specifically designed for use with this product. Bulk storage tanks should be diked (bunded). Locate tanks away from heat and other sources of ignition. Cleaning, inspection and maintenance of storage tanks is a specialist operation, which requires the implementation of strict procedures and precautions. ▶ Keep in a cool place. Electrostatic charges will be generated during pumping. Electrostatic discharge may cause fire. Ensure electrical continuity by bonding and grounding (earthing) all equipment to reduce the risk. The vapours in the head space of the storage vessel may lie in the flammable/explosive range and hence may be flammable. ▶ For containers, or container linings use mild steel, stainless steel. Examples of suitable materials are: high density polyethylene (HDPE), polypropylene (PP), and Viton (FMK), which have been specifically tested for compatibility with this product. ▶ For container linings, use amine-adduct cured epoxy paint. ▶ For seals and gaskets use: graphite, PTFE, Viton A, Viton B. ▶ Unsuitable material: Some synthetic materials may be unsuitable for containers or container linings depending on the material specification and intended use. Examples of materials to avoid are: natural rubber (NR), nitrile rubber (NBR), ethylene propylene rubber (EPDM), polymethyl methacrylate (PMMA), polystyrene, polyvinyl chloride (PVC), polyisobutylene. However, some may be suitable for glove materials. ▶ Do not cut, drill, grind, weld or perform similar operations on or near containers. Containers, even those that have been emptied, can contain explosive vapours.

Conditions for safe storage, including any incompatibilities

Suitable container	<ul style="list-style-type: none"> ▶ Packing as supplied by manufacturer. ▶ Plastic containers may only be used if approved for flammable liquid. ▶ Check that containers are clearly labelled and free from leaks.
---------------------------	--

Continued...

Adhesive

	Recommended storage temperature: 15 - 23 °C
Storage incompatibility	Traces of benzene, a carcinogen, may form when silicones are heated in air above 230 degrees C. Concentrated acids and bases cause degradation of polymer. Boiling water may soften and weaken material. ▶ Avoid reaction with oxidising agents

SECTION 8 Exposure controls / personal protection

Control parameters

Occupational Exposure Limits (OEL)

INGREDIENT DATA

Not Available

Emergency Limits

Ingredient	TEEL-1	TEEL-2	TEEL-3
hexamethyldisiloxane	13 ppm	140 ppm	150 ppm

Ingredient	Original IDLH	Revised IDLH
hexamethyldisiloxane	Not Available	Not Available


MATERIAL DATA

Exposure controls

Appropriate engineering controls	Engineering controls are used to remove a hazard or place a barrier between the worker and the hazard. Well-designed engineering controls can be highly effective in protecting workers and will typically be independent of worker interactions to provide this high level of protection.	
	The basic types of engineering controls are:	
	Process controls which involve changing the way a job activity or process is done to reduce the risk.	
	Enclosure and/or isolation of emission source which keeps a selected hazard "physically" away from the worker and ventilation that strategically "adds" and "removes" air in the work environment. Ventilation can remove or dilute an air contaminant if designed properly. The design of a ventilation system must match the particular process and chemical or contaminant in use.	
	Employers may need to use multiple types of controls to prevent employee overexposure.	
	For flammable liquids and flammable gases, local exhaust ventilation or a process enclosure ventilation system may be required. Ventilation equipment should be explosion-resistant.	
	Air contaminants generated in the workplace possess varying "escape" velocities which, in turn, determine the "capture velocities" of fresh circulating air required to effectively remove the contaminant.	
	Type of Contaminant:	Air Speed:
	solvent, vapours, degreasing etc., evaporating from tank (in still air).	0.25-0.5 m/s (50-100 f/min.)
	aerosols, fumes from pouring operations, intermittent container filling, low speed conveyer transfers, welding, spray drift, plating acid fumes, pickling (released at low velocity into zone of active generation)	0.5-1 m/s (100-200 f/min.)
direct spray, spray painting in shallow booths, drum filling, conveyer loading, crusher dusts, gas discharge (active generation into zone of rapid air motion)	1-2.5 m/s (200-500 f/min.)	
Within each range the appropriate value depends on:		
Lower end of the range	Upper end of the range	
1: Room air currents minimal or favourable to capture	1: Disturbing room air currents	
2: Contaminants of low toxicity or of nuisance value only.	2: Contaminants of high toxicity	
3: Intermittent, low production.	3: High production, heavy use	
4: Large hood or large air mass in motion	4: Small hood-local control only	
Simple theory shows that air velocity falls rapidly with distance away from the opening of a simple extraction pipe. Velocity generally decreases with the square of distance from the extraction point (in simple cases). Therefore the air speed at the extraction point should be adjusted, accordingly, after reference to distance from the contaminating source. The air velocity at the extraction fan, for example, should be a minimum of 1-2 m/s (200-400 f/min.) for extraction of solvents generated in a tank 2 meters distant from the extraction point. Other mechanical considerations, producing performance deficits within the extraction apparatus, make it essential that theoretical air velocities are multiplied by factors of 10 or more when extraction systems are installed or used.		
<ul style="list-style-type: none"> · Adequate ventilation is typically taken to be that which limits the average concentration to no more than 25% of the LEL within the building, room or enclosure containing the dangerous substance. · Ventilation for plant and machinery is normally considered adequate if it limits the average concentration of any dangerous 		

Continued...

Adhesive

	<p>substance that might potentially be present to no more than 25% of the LEL. However, an increase up to a maximum 50% LEL can be acceptable where additional safeguards are provided to prevent the formation of a hazardous explosive atmosphere. For example, gas detectors linked to emergency shutdown of the process might be used together with maintaining or increasing the exhaust ventilation on solvent evaporating ovens and gas turbine enclosures.</p> <ul style="list-style-type: none"> Temporary exhaust ventilation systems may be provided for non-routine higher-risk activities, such as cleaning, repair or maintenance in tanks or other confined spaces or in an emergency after a release. The work procedures for such activities should be carefully considered. The atmosphere should be continuously monitored to ensure that ventilation is adequate and the area remains safe. Where workers will enter the space, the ventilation should ensure that the concentration of the dangerous substance does not exceed 10% of the LEL (irrespective of the provision of suitable breathing apparatus)
Individual protection measures, such as personal protective equipment	
Eye and face protection	<ul style="list-style-type: none"> Safety glasses with side shields Chemical goggles. [AS/NZS 1337.1, EN166 or national equivalent] Contact lenses may pose a special hazard; soft contact lenses may absorb and concentrate irritants. A written policy document, describing the wearing of lenses or restrictions on use, should be created for each workplace or task. This should include a review of lens absorption and adsorption for the class of chemicals in use and an account of injury experience. Medical and first-aid personnel should be trained in their removal and suitable equipment should be readily available. In the event of chemical exposure, begin eye irrigation immediately and remove contact lens as soon as practicable. Lens should be removed at the first signs of eye redness or irritation - lens should be removed in a clean environment only after workers have washed hands thoroughly. [CDC NIOSH Current Intelligence Bulletin 59].
Skin protection	See Hand protection below
Hands/feet protection	<p>Wear general protective gloves, eg. light weight rubber gloves.</p> <p>The selection of suitable gloves does not only depend on the material, but also on further marks of quality which vary from manufacturer to manufacturer. Where the chemical is a preparation of several substances, the resistance of the glove material can not be calculated in advance and has therefore to be checked prior to the application.</p> <p>The exact break through time for substances has to be obtained from the manufacturer of the protective gloves and has to be observed when making a final choice.</p> <p>Personal hygiene is a key element of effective hand care. Gloves must only be worn on clean hands. After using gloves, hands should be washed and dried thoroughly. Application of a non-perfumed moisturiser is recommended.</p> <p>Suitability and durability of glove type is dependent on usage. Important factors in the selection of gloves include:</p> <ul style="list-style-type: none"> frequency and duration of contact, chemical resistance of glove material, glove thickness and dexterity <p>Select gloves tested to a relevant standard (e.g. Europe EN 374, US F739, AS/NZS 2161.1 or national equivalent).</p> <ul style="list-style-type: none"> When prolonged or frequently repeated contact may occur, a glove with a protection class of 5 or higher (breakthrough time greater than 240 minutes according to EN 374, AS/NZS 2161.10.1 or national equivalent) is recommended. When only brief contact is expected, a glove with a protection class of 3 or higher (breakthrough time greater than 60 minutes according to EN 374, AS/NZS 2161.10.1 or national equivalent) is recommended. Some glove polymer types are less affected by movement and this should be taken into account when considering gloves for long-term use. Contaminated gloves should be replaced. <p>As defined in ASTM F-739-96 in any application, gloves are rated as:</p> <ul style="list-style-type: none"> Excellent when breakthrough time > 480 min Good when breakthrough time > 20 min Fair when breakthrough time < 20 min Poor when glove material degrades <p>For general applications, gloves with a thickness typically greater than 0.35 mm, are recommended.</p> <p>It should be emphasised that glove thickness is not necessarily a good predictor of glove resistance to a specific chemical, as the permeation efficiency of the glove will be dependent on the exact composition of the glove material. Therefore, glove selection should also be based on consideration of the task requirements and knowledge of breakthrough times.</p> <p>Glove thickness may also vary depending on the glove manufacturer, the glove type and the glove model. Therefore, the manufacturers technical data should always be taken into account to ensure selection of the most appropriate glove for the task.</p> <p>Note: Depending on the activity being conducted, gloves of varying thickness may be required for specific tasks. For example:</p> <ul style="list-style-type: none"> Thinner gloves (down to 0.1 mm or less) may be required where a high degree of manual dexterity is needed. However, these gloves are only likely to give short duration protection and would normally be just for single use applications, then disposed of. Thicker gloves (up to 3 mm or more) may be required where there is a mechanical (as well as a chemical) risk i.e. where there is abrasion or puncture potential <p>Gloves must only be worn on clean hands. After using gloves, hands should be washed and dried thoroughly. Application of a non-perfumed moisturiser is recommended.</p>
Body protection	See Other protection below
Other protection	<ul style="list-style-type: none"> Overalls. PVC Apron. PVC protective suit may be required if exposure severe. Eyewash unit. Ensure there is ready access to a safety shower. Some plastic personal protective equipment (PPE) (e.g. gloves, aprons, overshoes) are not recommended as they may

Adhesive

produce static electricity.

- For large scale or continuous use wear tight-weave non-static clothing (no metallic fasteners, cuffs or pockets).
- Non sparking safety or conductive footwear should be considered. Conductive footwear describes a boot or shoe with a sole made from a conductive compound chemically bound to the bottom components, for permanent control to electrically ground the foot and shall dissipate static electricity from the body to reduce the possibility of ignition of volatile compounds. Electrical resistance must range between 0 to 500,000 ohms. Conductive shoes should be stored in lockers close to the room in which they are worn. Personnel who have been issued conductive footwear should not wear them from their place of work to their homes and return.

Respiratory protection

Type A Filter of sufficient capacity. (AS/NZS 1716 & 1715, EN 143:2000 & 149:2001, ANSI Z88 or national equivalent)

Selection of the Class and Type of respirator will depend upon the level of breathing zone contaminant and the chemical nature of the contaminant. Protection Factors (defined as the ratio of contaminant outside and inside the mask) may also be important.

Required minimum protection factor	Maximum gas/vapour concentration present in air p.p.m. (by volume)	Half-face Respirator	Full-Face Respirator
up to 10	1000	A-AUS / Class1	-
up to 50	1000	-	A-AUS / Class 1
up to 50	5000	Airline *	-
up to 100	5000	-	A-2
up to 100	10000	-	A-3
100+			Airline**

* - Continuous Flow ** - Continuous-flow or positive pressure demand

A(All classes) = Organic vapours, B AUS or B1 = Acid gasses, B2 = Acid gas or hydrogen cyanide(HCN), B3 = Acid gas or hydrogen cyanide(HCN), E = Sulfur dioxide(SO₂), G = Agricultural chemicals, K = Ammonia(NH₃), Hg = Mercury, NO = Oxides of nitrogen, MB = Methyl bromide, AX = Low boiling point organic compounds(below 65 degC)

- Cartridge respirators should never be used for emergency ingress or in areas of unknown vapour concentrations or oxygen content.
- The wearer must be warned to leave the contaminated area immediately on detecting any odours through the respirator. The odour may indicate that the mask is not functioning properly, that the vapour concentration is too high, or that the mask is not properly fitted. Because of these limitations, only restricted use of cartridge respirators is considered appropriate.
- Cartridge performance is affected by humidity. Cartridges should be changed after 2 hr of continuous use unless it is determined that the humidity is less than 75%, in which case, cartridges can be used for 4 hr. Used cartridges should be discarded daily, regardless of the length of time used

SECTION 9 Physical and chemical properties

Information on basic physical and chemical properties

Appearance	Red		
Physical state	Liquid	Relative density (Water = 1)	0.835
Odour	Not Available	Partition coefficient n-octanol / water	Not Available
Odour threshold	Not Available	Auto-ignition temperature (°C)	340
pH (as supplied)	Not Available	Decomposition temperature (°C)	Not Available
Melting point / freezing point (°C)	Not Available	Viscosity (cSt)	Not Available
Initial boiling point and boiling range (°C)	100	Molecular weight (g/mol)	Not Available
Flash point (°C)	-6	Taste	Not Available
Evaporation rate	Not Available	Explosive properties	Not Available
Flammability	HIGHLY FLAMMABLE.	Oxidising properties	Not Available
Upper Explosive Limit (%)	26	Surface Tension (dyn/cm or mN/m)	Not Available
Lower Explosive Limit (%)	0.68	Volatile Component (%vol)	Not Available
Vapour pressure (kPa)	4.40	Gas group	Not Available
Solubility in water	Immiscible	pH as a solution (1%)	Not Available
Vapour density (Air = 1)	Not Available	VOC g/L	Not Available

Continued...

Adhesive

SECTION 10 Stability and reactivity

Reactivity	See section 7
Chemical stability	<ul style="list-style-type: none"> ▸ Silicone fluids are stable under normal storage conditions. ▸ Hazardous polymerisation will not occur. ▸ At temperatures > 150 C, silicones can slowly react with the oxygen in air. ▸ When heated > 300 C, silicones can slowly depolymerise to volatile siloxanes whether or not air is present. ▸ Unstable in the presence of incompatible materials. ▸ Product is considered stable. ▸ Hazardous polymerisation will not occur.
Possibility of hazardous reactions	See section 7
Conditions to avoid	See section 7
Incompatible materials	See section 7
Hazardous decomposition products	See section 5

SECTION 11 Toxicological information

Information on toxicological effects

Inhaled	
Ingestion	
Skin Contact	
Eye	
Chronic	

Adhesive	TOXICITY	IRRITATION
	Not Available	Not Available
hexamethyldisiloxane	TOXICITY	IRRITATION
	Dermal (rabbit) LD50: >2000 mg/kg ^[1]	Eye: no adverse effect observed (not irritating) ^[1]
	Inhalation(Rat) LC50: 15956 ppm4h ^[1]	Skin (rabbit): 500 mg/24h mild
	Oral (Rat) LD50: >3200 mg/kg ^[1]	Skin: no adverse effect observed (not irritating) ^[1]
Legend:	1. Value obtained from Europe ECHA Registered Substances - Acute toxicity 2. Value obtained from manufacturer's SDS. Unless otherwise specified data extracted from RTECS - Register of Toxic Effect of chemical Substances	

HEXAMETHYLDISILOXANE	The material may cause skin irritation after prolonged or repeated exposure and may produce a contact dermatitis (nonallergic). This form of dermatitis is often characterised by skin redness (erythema) and swelling epidermis. Histologically there may be intercellular oedema of the spongy layer (spongiosis) and intracellular oedema of the epidermis.
Adhesive & HEXAMETHYLDISILOXANE	<p>For siloxanes:</p> <p>Effects which based on the reviewed literature do not seem to be problematic are acute toxicity, irritant effects, sensitization and genotoxicity.</p> <p>Some studies indicate that some of the siloxanes may have endocrine disrupting properties, and reproductive effects have caused concern about the possible effects of the siloxanes on humans and the environment.</p> <p>Only few siloxanes are described in the literature with regard to health effects, and it is therefore not possible to make broad conclusions and comparisons of the toxicity related to short-chained linear and cyclic siloxanes based on the present evaluation. Data are primarily found on the cyclic siloxanes D4 (octamethylcyclotetrasiloxane) and D5 (decamethylcyclopentasiloxane) and the short-linear HMDS (hexamethyldisiloxane).</p> <p>These three siloxanes have a relatively low order of acute toxicity by oral, dermal and inhalatory routes and do not require classification for this effect.</p> <p>They are not found to be irritating to skin or eyes and are also not found sensitizing by skin contact. Data on respiratory sensitization have not been identified.</p> <p>Subacute and subchronic toxicity studies show that the liver is the main target organ for D4 which also induces liver cell enzymes. This enzyme induction contributes to the elimination of the substance from the tissues. Primary target organ for D5 exposure by inhalation is the lung. D5 has an enzyme induction profile similar to that of D4. Subacute and subchronic inhalation of HMDS affect in particular the lungs and kidneys in rats.</p> <p>None of the investigated siloxanes show any signs of genotoxic effects <i>in vitro</i> or <i>in vivo</i>. Preliminary results indicate that D5 has a potential carcinogenic effect.</p> <p>D4 is considered to impair fertility in rats by inhalation and is classified as a substance toxic to reproduction in category 3 with the risk phrase R62 ('Possible risk of impaired fertility').</p> <p>The results of a study to screen for oestrogen activity indicate that D4 has very weak oestrogenic and antioestrogenic activity and</p>

Continued...

Adhesive

is a partial agonist (enhances the effect of the estrogen). It is not uncommon for compounds that are weakly oestrogenic to also have antioestrogenic properties. Comparison of the oestrogenic potency of D4 relative to ethinyloestradiol (steroid hormone) indicates that D4 is 585,000 times less potent than ethinyloestradiol in the rat strain Sprague- Dawley and 3.7 million times less potent than ethinyloestradiol in the Fisher-344 rat strain. Because of the lack of effects on other endpoints designated to assess oestrogenicity, the oestrogenicity as mode of action for the D4 reproductive effects has been questioned. An indirect mode of action causing a delay of the LH (luteinising hormone) surge necessary for optimal timing of ovulation has been suggested as the mechanism.

Based on the reviewed information, the critical effects of the siloxanes are impaired fertility (D4) and potential carcinogenic effects (uterine tumours in females). Furthermore there seem to be some effects on various organs following repeated exposures, the liver (D4), kidney (HMDS) and lung (D5 and HMDS) being the target organs.

A possible oestrogenic effect contributing to the reproductive toxicity of D4 is debated. There seems however to be some indication that this toxicity may be caused by another mechanism than oestrogen activity.

Studies are available for linear siloxanes from an analogue group comprising di- to hexa- siloxanes, as well as key physicochemical properties, The results of the acute toxicity studies for this analogue group are in agreement: there is no evidence from any of the available studies that the substances in this group have any potential for acute toxicity (in terms of either lethality or adverse clinical effects) by any route up to and exceeding the maximum dose levels tested according to current OECD guidelines. It is therefore valid to read-across the lack of acute toxicity between the members of the group where there are data gaps

The metabolism of silanes and siloxanes is influenced by the chemistry of silicon, and it is fundamentally different from that of carbon compounds. These differences are due to the fact that silicon is more electropositive than carbon; Si-Si bonds are less stable than C-C bonds and Si-O bonds form very readily, the latter due to their high bond energy. Functional groups such as -OH, -CO₂H, and -CH₂OH are commonly seen in organic drug metabolites. If such functionalities are formed from siloxane metabolism, they will undergo rearrangement with migration of the Si atom from carbon to oxygen. Consequently, alpha hydroxysilanes may isomerise to silanols and this provides a mechanism by which very polar metabolites may be formed from highly hydrophobic alkylsiloxanes in relatively few metabolic steps

Acute Toxicity	✗	Carcinogenicity	✗
Skin Irritation/Corrosion	✗	Reproductivity	✗
Serious Eye Damage/Irritation	✗	STOT - Single Exposure	✗
Respiratory or Skin sensitisation	✗	STOT - Repeated Exposure	✗
Mutagenicity	✗	Aspiration Hazard	✗

Legend: ✗ – Data either not available or does not fill the criteria for classification
 ✓ – Data available to make classification

SECTION 12 Ecological information

Toxicity

Adhesive	Endpoint	Test Duration (hr)	Species	Value	Source
	Not Available	Not Available	Not Available	Not Available	Not Available

hexamethyldisiloxane	Endpoint	Test Duration (hr)	Species	Value	Source
	EC50	72h	Algae or other aquatic plants	>32mg/l	2
	EC50	48h	Crustacea	0.2mg/l	2
	LC50	96h	Fish	0.46mg/l	2
	NOEC(ECx)	1680h	Fish	>=0.002mg/L	2

Legend: *Extracted from 1. IUCLID Toxicity Data 2. Europe ECHA Registered Substances - Ecotoxicological Information - Aquatic Toxicity 4. US EPA, Ecotox database - Aquatic Toxicity Data 5. ECETOC Aquatic Hazard Assessment Data 6. NITE (Japan) - Bioconcentration Data 7. METI (Japan) - Bioconcentration Data 8. Vendor Data*

Very toxic to aquatic organisms, may cause long-term adverse effects in the aquatic environment.

Do NOT allow product to come in contact with surface waters or to intertidal areas below the mean high water mark. Do not contaminate water when cleaning equipment or disposing of equipment wash-waters.

Wastes resulting from use of the product must be disposed of on site or at approved waste sites.

For siloxanes:

Environmental fate:

It is well accepted that polydimethylsiloxane (PDMS) fluids become permanent residents of sediment but should not exert adverse environmental effects. PDMS in intimate contact with many soils undergo siloxane bond redistribution and hydrolysis. Therefore, it is highly likely that substituted polymethylsiloxanes will undergo similar reactions, and this reactivity may prevent suitable adsorption data being obtained.

Silicone fluids are very surface active because the flexible siloxane linkages permit alignment of the hydrophobic methyl substituents towards the non-polar phase, and of the polysiloxane backbone towards the polar phase. The polar medium is generally water, and a polar media to which polydimethylsiloxanes become attached may be textiles, sewage sludge, hair, algae, sediment etc. In aqueous environments, polydimethylsiloxanes are adsorbed onto sedimenting particles.

Continued...

Adhesive

Also, in the presence of nitrate ions, which exist at various concentrations in the environment, short chain siloxanes are photodegraded to the level of silicate within days

The stability of the siloxanes, desirable from a technical point of view, makes the siloxanes very persistent, and once released to the environment the siloxanes remain for many years.

The main source of releases of siloxanes to the air is volatile siloxanes used in cosmetics, wax, polishes, and to a minor extent in several other applications. The volatile siloxanes may account for a significant part of the siloxanes used for cosmetics.

Non-volatile silicone fluids used in cosmetics, wax, polishes, cleaning products and for textile applications (softeners) will to a large extent end up in wastewater and be directed to wastewater treatment plants.

The cyclic siloxanes and small-chain linear siloxanes are bioconcentrated (bioconcentration factors for long-chained siloxanes have not been assessed). The estimated bioconcentration factors (BCF) of the small siloxanes range from 340 for HMDS to 40,000 for a phenylated trisiloxane (phenyl trimethicone). The small phenylated siloxanes seem to have very high BCF, and model estimates indicate that these substances are the most toxic for aquatic organisms.

PBT profiler screening

In order to make a first comparison between the substances as to persistence, bioaccumulation and toxicity, the substances were screened using the PBT profiler developed by U.S. EPA (U.S. EPA 2003). The profiler uses a procedure to predict persistence, bioaccumulation, and toxicity of organic chemicals on the basis of the chemical structure and physical

parameters of the substances combined with experimental parameters for substance with a similar structure, using a QSAR approach.

The results for six members of the siloxane family predict the highest bioconcentration factors for the two phenyl siloxanes, one order of magnitudes higher than the values for the cyclic siloxanes and two orders of magnitudes higher than the values for the small linear methyl siloxanes. The predicted toxicity is as well significantly higher (lowest ChV values) for the phenyl siloxanes. The predicted half-life is nearly the same for all substances.

Using U.S. EPA's criteria, the screening indicates that all substances are of high concern as to environmental toxicity, and that the phenyl siloxanes are considered very bioaccumulative.

Ecotoxicity:

The environmental fate and effects of volatile methylsiloxanes (mainly cyclosiloxanes) and polydimethylsiloxane (PDMS) have been reported:

For octamethylcyclotrisiloxane:

Fish acute LC50 (14 day):: rainbow trout 10 ug/l; sheepshead minnow >6.3 ug/l

Daphnia magna acute EC50 (48 h): >15 ug/l; NOEC 15 ug/l

Mysid shrimp acute LC50 (96 h): >9.1 ug/l; NOEC 9.1 ug/l

For PDMS

Daphnia magna NOEC 572 mg/kg

Physical effects such as surface entrapment have been observed when testing aquatic invertebrates in clean laboratory water, but similar effects are not expected in natural environments where a large variety of other surfaces provide opportunities for deposition

Persistence and degradability

Ingredient	Persistence: Water/Soil	Persistence: Air
hexamethyldisiloxane	HIGH	HIGH

Bioaccumulative potential

Ingredient	Bioaccumulation
hexamethyldisiloxane	MEDIUM (BCF = 1300)

Mobility in soil

Ingredient	Mobility
hexamethyldisiloxane	LOW (KOC = 393.3)

SECTION 13 Disposal considerations**Waste treatment methods**

Product / Packaging disposal	<p>Dispose of waste according to applicable legislation. Special country-specific regulations may apply. Can be disposed together with household waste in compliance with official regulations in contact with approved waste disposal companies and with authorities in charge. (Only dispose of completely emptied packages.)</p> <ul style="list-style-type: none"> ▶ DO NOT allow wash water from cleaning or process equipment to enter drains. ▶ It may be necessary to collect all wash water for treatment before disposal. ▶ In all cases disposal to sewer may be subject to local laws and regulations and these should be considered first. ▶ Where in doubt contact the responsible authority. ▶ Recycle wherever possible. ▶ Consult manufacturer for recycling options or consult local or regional waste management authority for disposal if no suitable treatment or disposal facility can be identified. ▶ Dispose of by: burial in a land-fill specifically licensed to accept chemical and / or pharmaceutical wastes or Incineration in a licensed apparatus (after admixture with suitable combustible material). ▶ Decontaminate empty containers. Observe all label safeguards until containers are cleaned and destroyed.
-------------------------------------	--

Adhesive

Ensure that the hazardous substance is disposed in accordance with the Hazardous Substances (Disposal) Notice 2017

Disposal Requirements

Packages that have been in direct contact with the hazardous substance must be only disposed if the hazardous substance was appropriately removed and cleaned out from the package. The package must be disposed according to the manufacturer's directions taking into account the material it is made of. Packages which hazardous content have been appropriately treated and removed may be recycled.

The hazardous substance must only be disposed if it has been treated by a method that changed the characteristics or composition of the substance and it is no longer hazardous.

DO NOT deposit the hazardous substance into or onto a landfill or a sewage facility.

Burning the hazardous substance must happen under controlled conditions with no person or place exposed to



(1) a blast overpressure of more than 9 kPa; or

(2) an unsafe level of heat radiation.

The disposed hazardous substance must not come into contact with class 1 or 5 substances.

SECTION 14 Transport information

Labels Required

	
Marine Pollutant	
HAZCHEM	•3YE

Land transport (UN)

UN number or ID number	1133	
UN proper shipping name	ADHESIVES containing flammable liquid	
Transport hazard class(es)	Class	3
	Subsidiary risk	Not Applicable
Packing group	II	
Environmental hazard	Environmentally hazardous	
Special precautions for user	Special provisions	Not Applicable
	Limited quantity	5 L

Air transport (ICAO-IATA / DGR)

UN number	1133	
UN proper shipping name	Adhesives containing flammable liquid	
Transport hazard class(es)	ICAO/IATA Class	3
	ICAO / IATA Subsidiary Hazard	Not Applicable
	ERG Code	3L
Packing group	II	
Environmental hazard	Environmentally hazardous	
Special precautions for user	Special provisions	A3
	Cargo Only Packing Instructions	364
	Cargo Only Maximum Qty / Pack	60 L
	Passenger and Cargo Packing Instructions	353
	Passenger and Cargo Maximum Qty / Pack	5 L
	Passenger and Cargo Limited Quantity Packing Instructions	Y341
	Passenger and Cargo Limited Maximum Qty / Pack	1 L

Adhesive

Sea transport (IMDG-Code / GGVSee)

UN number	1133	
UN proper shipping name	ADHESIVES containing flammable liquid	
Transport hazard class(es)	IMDG Class	3
	IMDG Subrisk	Not Applicable
Packing group	II	
Environmental hazard	Marine Pollutant	
Special precautions for user	EMS Number	F-E, S-D
	Special provisions	Not Applicable
	Limited Quantities	5 L

Transport in bulk according to Annex II of MARPOL and the IBC code

Not Applicable

Transport in bulk in accordance with MARPOL Annex V and the IMSBC Code

Product name	Group
hexamethyldisiloxane	Not Available

Transport in bulk in accordance with the IGC Code

Product name	Ship Type
hexamethyldisiloxane	Not Available

SECTION 15 Regulatory information

Safety, health and environmental regulations / legislation specific for the substance or mixture

This substance is to be managed using the conditions specified in an applicable Group Standard

HSR Number	Group Standard
HSR002528	Cleaning Products Flammable Group Standard 2020
HSR002495	Additives Process Chemicals and Raw Materials Flammable Group Standard 2020
HSR002662	Surface Coatings and Colourants Flammable Group Standard 2020
HSR002611	Metal Industry Products Flammable Group Standard 2020
HSR002621	N.O.S. Flammable Group Standard 2020
HSR002637	Photographic Chemicals Flammable Group Standard 2020
HSR002641	Polymers Flammable Group Standard 2020
HSR002650	Solvents Flammable Group Standard 2020
HSR100425	Pharmaceutical Active Ingredients Group Standard 2020
HSR002599	Leather and Textile Products Flammable Group Standard 2020
HSR002603	Lubricants Flammable Group Standard 2020
HSR002548	Corrosion Inhibitors Flammable Group Standard 2020
HSR002552	Cosmetic Products Group Standard 2020
HSR002556	Dental Products Flammable Group Standard 2020
HSR002563	Embalming Products Flammable Group Standard 2020
HSR002576	Food Additives and Fragrance Materials Flammable Group Standard 2020
HSR002583	Fuel Additives Flammable Group Standard 2020
HSR100757	Veterinary Medicines Limited Pack Size Finished Dose Group Standard 2020
HSR100758	Veterinary Medicines Non dispersive Closed System Application Group Standard 2020
HSR100759	Veterinary Medicines Non dispersive Open System Application Group Standard 2020
HSR100756	Active Ingredients for Use in the Manufacture of Agricultural Compounds Group Standard 2020

Please refer to Section 8 of the SDS for any applicable tolerable exposure limit or Section 12 for environmental exposure limit.

Continued...

Adhesive

hexamethyldisiloxane is found on the following regulatory lists

New Zealand Hazardous Substances and New Organisms (HSNO) Act - Classification of Chemicals

New Zealand Inventory of Chemicals (NZIoC)

New Zealand Hazardous Substances and New Organisms (HSNO) Act - Classification of Chemicals - Classification Data

Hazardous Substance Location

Subject to the Health and Safety at Work (Hazardous Substances) Regulations 2017.

Hazard Class	Quantity (Closed Containers)	Quantity (Open Containers)
3.1B	100 L in containers more than 5 L	50 L
3.1B	250 L in containers up to and including 5 L	50 L

Certified Handler

Subject to Part 4 of the Health and Safety at Work (Hazardous Substances) Regulations 2017.

Class of substance	Quantities
Not Applicable	Not Applicable

Refer Group Standards for further information

Maximum quantities of certain hazardous substances permitted on passenger service vehicles

Subject to Regulation 13.14 of the Health and Safety at Work (Hazardous Substances) Regulations 2017.

Hazard Class	Gas (aggregate water capacity in mL)	Liquid (L)	Solid (kg)	Maximum quantity per package for each classification
3.1B				1 L

Tracking Requirements

Not Applicable

National Inventory Status

National Inventory	Status
Australia - AIIC / Australia Non-Industrial Use	Yes
Canada - DSL	Yes
Canada - NDSL	No (hexamethyldisiloxane)
China - IECSC	Yes
Europe - EINEC / ELINCS / NLP	Yes
Japan - ENCS	Yes
Korea - KECI	Yes
New Zealand - NZIoC	Yes
Philippines - PICCS	Yes
USA - TSCA	Yes
Taiwan - TCSI	Yes
Mexico - INSQ	Yes
Vietnam - NCI	Yes
Russia - FBEPH	Yes
Legend:	Yes = All CAS declared ingredients are on the inventory No = One or more of the CAS listed ingredients are not on the inventory. These ingredients may be exempt or will require registration.

SECTION 16 Other information

Revision Date	16/05/2023
Initial Date	01/03/2022

Adhesive

SDS Version Summary

Version	Date of Update	Sections Updated
1.2	16/05/2023	Toxicological information - Acute Health (skin), Composition / information on ingredients - Ingredients

Other information

Classification of the preparation and its individual components has drawn on official and authoritative sources as well as independent review by the Chemwatch Classification committee using available literature references.

The SDS is a Hazard Communication tool and should be used to assist in the Risk Assessment. Many factors determine whether the reported Hazards are Risks in the workplace or other settings. Risks may be determined by reference to Exposures Scenarios. Scale of use, frequency of use and current or available engineering controls must be considered.

Definitions and abbreviations

PC - TWA: Permissible Concentration-Time Weighted Average
 PC - STEL: Permissible Concentration-Short Term Exposure Limit
 IARC: International Agency for Research on Cancer
 ACGIH: American Conference of Governmental Industrial Hygienists
 STEL: Short Term Exposure Limit
 TEEL: Temporary Emergency Exposure Limit,
 IDLH: Immediately Dangerous to Life or Health Concentrations
 ES: Exposure Standard
 OSF: Odour Safety Factor
 NOAEL :No Observed Adverse Effect Level
 LOAEL: Lowest Observed Adverse Effect Level
 TLV: Threshold Limit Value
 LOD: Limit Of Detection
 OTV: Odour Threshold Value
 BCF: BioConcentration Factors
 BEI: Biological Exposure Index
 AIIC: Australian Inventory of Industrial Chemicals
 DSL: Domestic Substances List
 NDSL: Non-Domestic Substances List
 IECSC: Inventory of Existing Chemical Substance in China
 EINECS: European INventory of Existing Commercial chemical Substances
 ELINCS: European List of Notified Chemical Substances
 NLP: No-Longer Polymers
 ENCS: Existing and New Chemical Substances Inventory
 KECl: Korea Existing Chemicals Inventory
 NZIoC: New Zealand Inventory of Chemicals
 PICCS: Philippine Inventory of Chemicals and Chemical Substances
 TSCA: Toxic Substances Control Act
 TCSI: Taiwan Chemical Substance Inventory
 INSQ: Inventario Nacional de Sustancias Químicas
 NCI: National Chemical Inventory
 FBEPH: Russian Register of Potentially Hazardous Chemical and Biological Substances

Powered by AuthorITe, from Chemwatch.